

## Identity Statistics

---

**Written by:** Mike (Interstellar System)

**First Written:** June 27, 2024

**Last Edited:** June 27, 2024

**Original Post:** ([Tumblr](#))

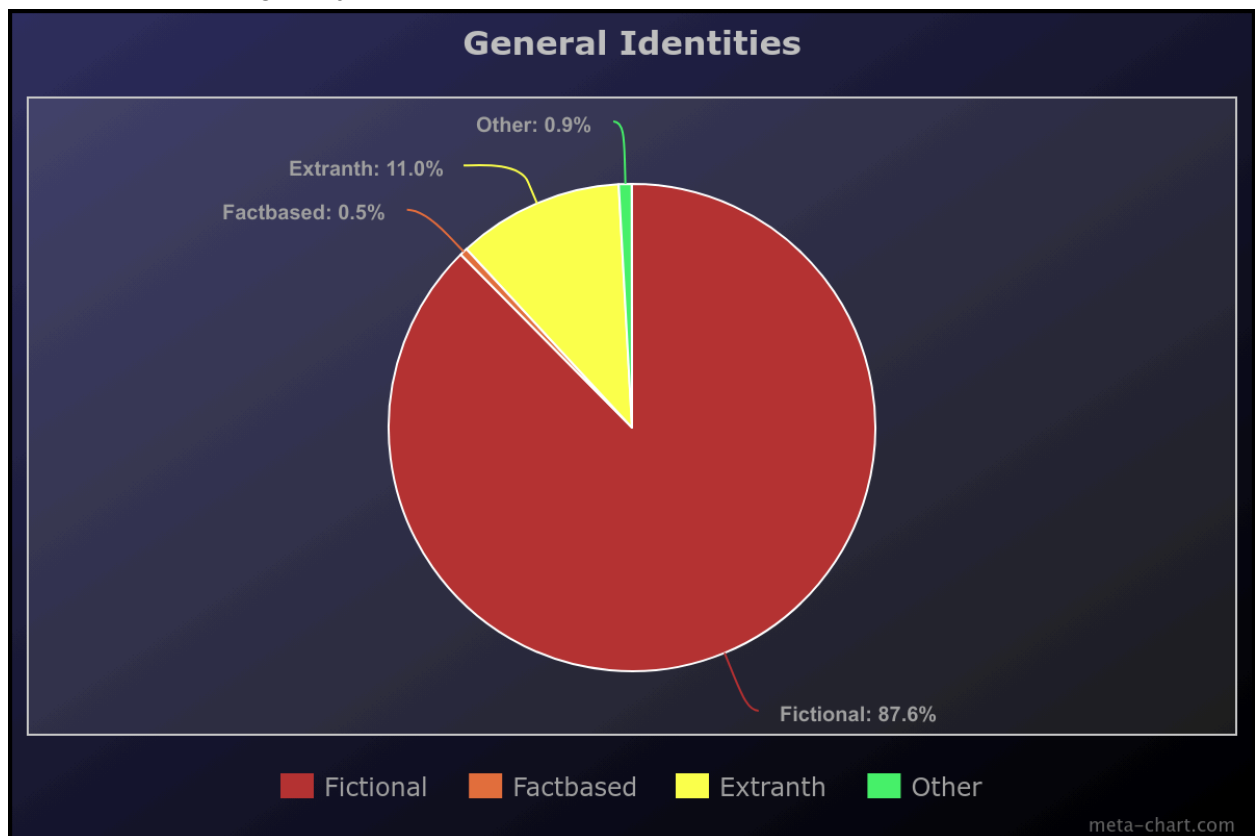
---

### Content Warnings:

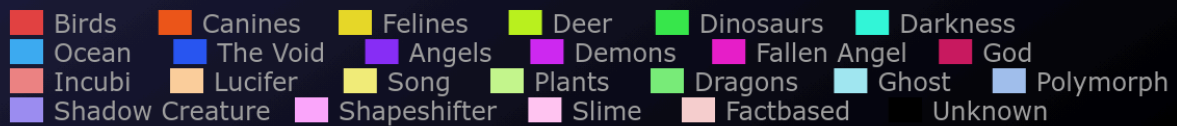
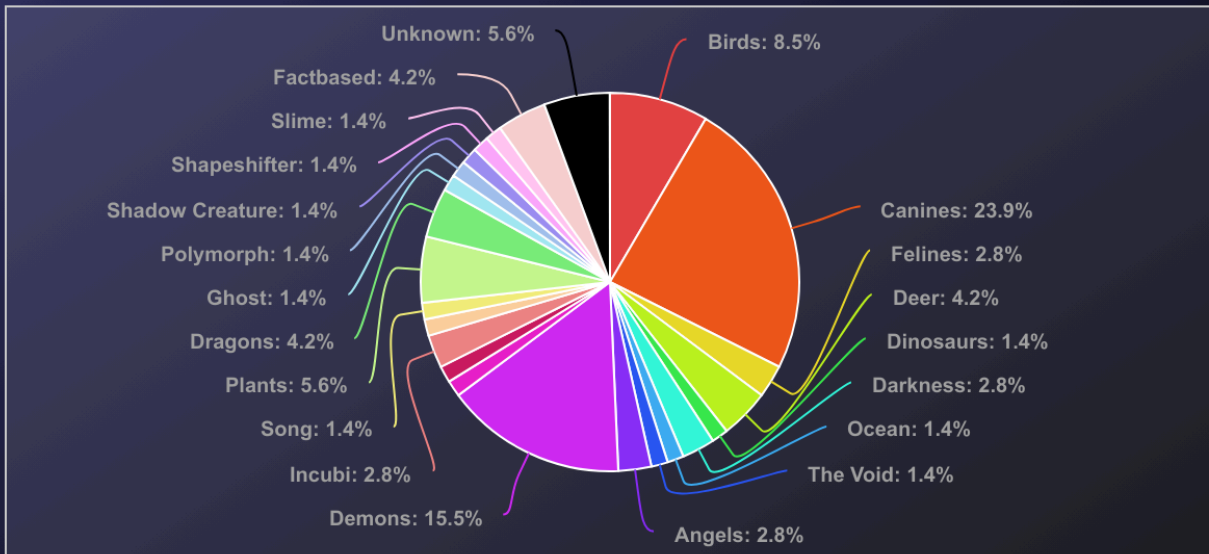
- N/A

---

We're back at it again with more statistics from our system! The last time we did this we were at 100ish members, so we've done it again now that we're at 400-ish. Tbh seeing it all laid out here like this is interesting and just kind of... nice to be able to share.

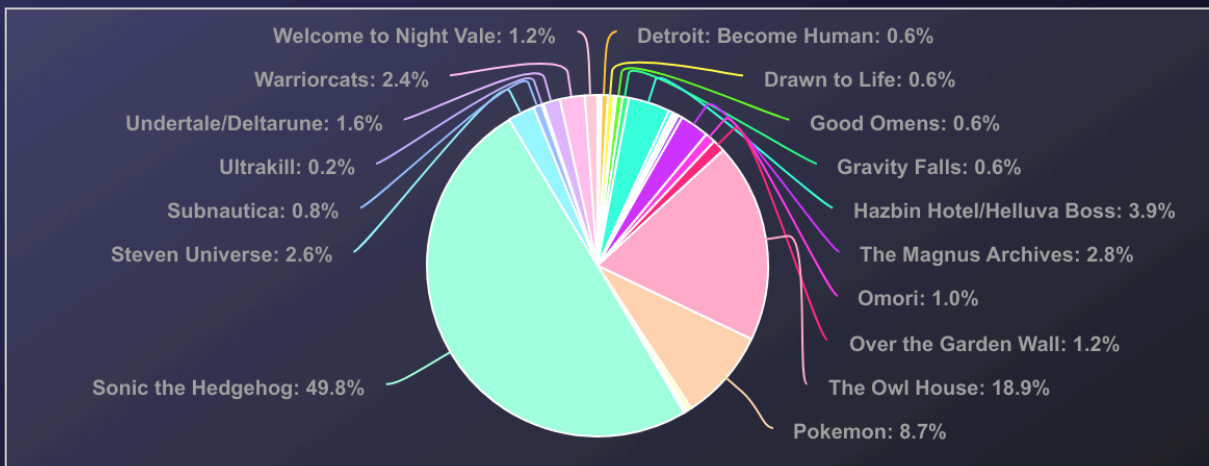


## Non-Fictional Identities



meta-chart.com

## Fictional Identities



meta-chart.com

Sources are counted per identity, not per headmate. If a Sonic fictive also has a kintype from Sonic as a series, they count twice for Sonic as a source. If a person is from The Owl House and has an identity from another source too, they count as a point toward both. Hearttypes and linktypes and other identities are also counted, not just kintypes and introject identities.

So.. We're still fictive heavy, and half of our systems identities are Sonic related. Nothing new to us, haha. The fact that The Owl House has taken up a large chunk of our fictional identities though, makes a lot of sense. I think it's funny how you can kind of tell what sources impacted us a lot.

Anyway, we're being open about this because we're not ashamed of our fictive-heavy system and honestly sharing is just fun. Fictive heavy systems are cool and we support you all. We're not going to bother being all "but sharing details means we're cringe" about it anymore, be cringe be free.

If anyone wants to make similar charts about their own systems, feel free. We used meta-chart to make the charts, and our own system files to count out the identities.